

JERRY 12V

Exposed downlights



JERRY 1 12V



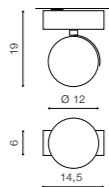
CH *

bulb not included

product code – look AZ	connect 1x QR111 MAX 50W	
aluminium	dimer driver 12V – included	
IP20	installation place	
group energy label		

COLOUR / NEW INDEX NO.

- WHITE (WH) **AZ1364**
- BLACK (BK) **AZ1365**
- CHROME (CH) **AZ1752**



* - EXPLANATION SHORTCUT PAGE 2 (E)

JERRY 230V

Exposed downlights



JERRY 2 12V


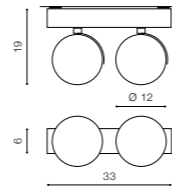
BK *

bulb not included

product code – look AZ	connect QR111 2x Max 50W	
aluminium	dimer driver 12V – included	
IP20	installation place	
group energy label		

COLOUR / NEW INDEX NO.

- WHITE (WH) **AZ1369**
- BLACK (BK) **AZ1368**
- CHROME (CH) **AZ1751**



JERRY 3 12V


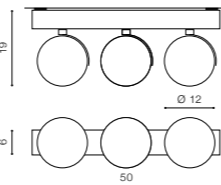
BK *

bulb not included

product code – look AZ	connect QR111 3x Max 50W	
aluminium	dimer driver 12V – included	
IP20	installation place	
group energy label		

COLOUR / NEW INDEX NO.

- WHITE (WH) **AZ1723**
- BLACK (BK) **AZ1724**
- CHROME (CH) **AZ1750**



JERRY 1 230V

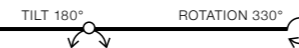
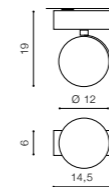
WH *

bulb not included

product code – look AZ	connect 1x ES111 MAX 50W	
aluminium	or ADAP111 + GU10 Max 40W	
IP20	installation place	
group energy label		

COLOUR / NEW INDEX NO.

- WHITE (WH) **AZ1366**
- BLACK (BK) **AZ1367**



JERRY 3 230V


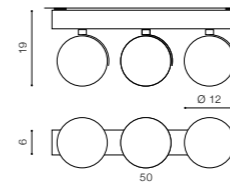
WH *

bulb not included

product code – look AZ	connect 3x ES111 MAX 50W	
aluminium	or ADAP111 + GU10 Max 40W	
IP20	installation place	
group energy label		

COLOUR / NEW INDEX NO.

- WHITE (WH) **AZ1885**
- BLACK (BK) **AZ1886**



JERRY 2 230V

BK *

bulb not included

product code – look AZ	connect 2x ES111 MAX 50W	
aluminium	or ADAP111 + GU10 Max 40W	
IP20	installation place	
group energy label		

COLOUR / NEW INDEX NO.

- WHITE (WH) **AZ1371**
- BLACK (BK) **AZ1370**

