

# PIRAMIDE

Exclusive downlights



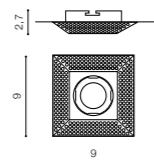
PIRAMIDE L

bulb not included

product code – look <b>AZ</b>	connect GU10 1x Max 50W <input checked="" type="checkbox"/>
aluminium / crystal	
IP20	installation place <input checked="" type="checkbox"/>
group energy label <input checked="" type="checkbox"/>	inlet opening <input checked="" type="checkbox"/> Ø 7,0cm

COLOUR / NEW INDEX NO.

- GOLD (GO) . . . . . **AZ1611**
- CHROME (CH). . . . . **AZ1463**



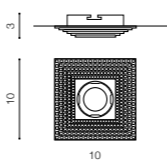
PIRAMIDE XL

bulb not included

product code – look <b>AZ</b>	connect GU10 1x Max 50W <input checked="" type="checkbox"/>
aluminium / crystal	
IP20	installation place <input checked="" type="checkbox"/>
group energy label <input checked="" type="checkbox"/>	inlet opening <input checked="" type="checkbox"/> Ø 7,0cm

COLOUR / NEW INDEX NO.

- GOLD (GO) . . . . . **AZ1462**
- CHROME (CH). . . . . **AZ1612**



# CLETO

Exclusive downlights



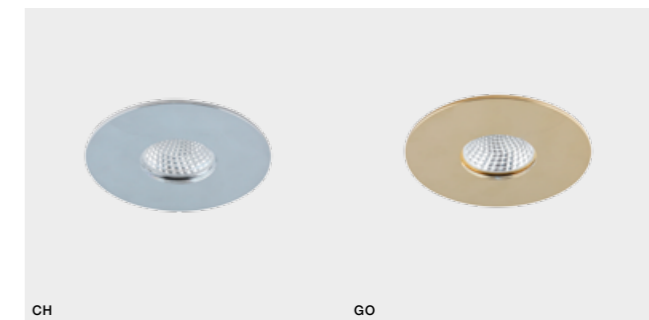
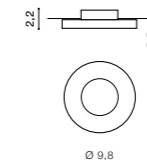
CLETO

bulb not included

product code – look <b>AZ</b>	connect GU10 1x Max 50W <input checked="" type="checkbox"/>
aluminium	
IP20	installation place <input checked="" type="checkbox"/>
group energy label <input checked="" type="checkbox"/>	inlet opening <input checked="" type="checkbox"/> Ø 7,0cm

COLOUR / NEW INDEX NO.

- CHROME (CH). . . . . **AZ1621**
- GOLD (GO) . . . . . **AZ1622**



\* - EXPLANATION SHORTCUT PAGE 2 (E)