

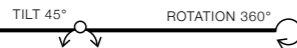
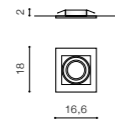


**VERDI** bulb not included

product code – look <b>AZ</b>	connect 1x ES111 MAX 50W or ADAP111
aluminium	connect GU10 1x Max 40W
IP20	installation place
group energy label	inlet opening

COLOUR / NEW INDEX NO.

- WHITE (WH) ..... **AZ3526**
- BLACK (BK) ..... **AZ3527**


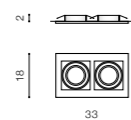


**VERDI 2** bulb not included

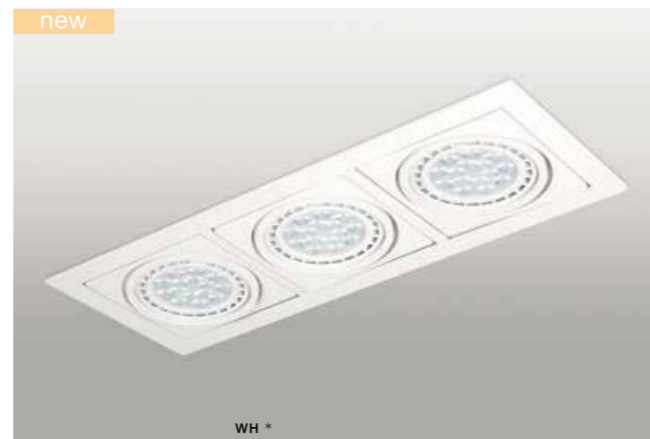
product code – look <b>AZ</b>	connect 2x ES111 MAX 50W or ADAP111
aluminium	connect GU10 2x Max 40W
IP20	installation place
group energy label	inlet opening

COLOUR / NEW INDEX NO.

- WHITE (WH) ..... **AZ3528**
- BLACK (BK) ..... **AZ3529**



\* - EXPLANATION SHORTCUT PAGE 2 (E)



**VERDI 3** bulb not included

product code – look <b>AZ</b>	connect 3x ES111 MAX 50W or ADAP111
aluminium	connect GU10 3x Max 40W
IP20	installation place
group energy label	inlet opening

COLOUR / NEW INDEX NO.

- WHITE (WH) ..... **AZ3530**
- BLACK (BK) ..... **AZ3531**

