



CH *

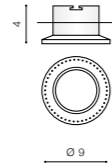
ADAMO MIDST DIAMOND CH

bulb not included

product code – look AZ	connect GU10 1x Max 50W
aluminium	
IP20	installation place
group energy label	inlet opening \varnothing 7,5cm

COLOUR / NEW INDEX NO.

CHROME (CH) **AZ2734**



BCH *

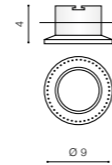
ADAMO MIDST DIAMOND BCH

bulb not included

product code – look AZ	connect GU10 1x Max 50W
aluminium	
IP20	installation place
group energy label	inlet opening \varnothing 7,5cm

COLOUR / NEW INDEX NO.

BLACK CHROME (BCH) **AZ2731**



WH *

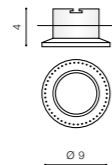
ADAMO MIDST DIAMOND WH

bulb not included

product code – look AZ	connect GU10 1x Max 50W
aluminium	
IP20	installation place
group energy label	inlet opening \varnothing 7,5cm

COLOUR / NEW INDEX NO.

WHITE (WH) **AZ2738**



GO *

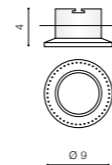
ADAMO MIDST DIAMOND GO

bulb not included

product code – look AZ	connect GU10 1x Max 50W
aluminium	
IP20	installation place
group energy label	inlet opening \varnothing 7,5cm

COLOUR / NEW INDEX NO.

GOLD (GO) **AZ2740**



* - EXPLANATION SHORTCUT PAGE 2 (E)