

LINO

Exposed downlights



CH *



CH

BK-CHROME



WH-MATT

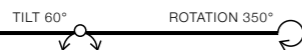
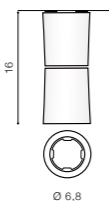
LINO

bulb not included

product code – look AZ	connect GU10 1x Max 50W
aluminium	
IP20	installation place <input type="checkbox"/> <input type="checkbox"/>
group energy label <input type="checkbox"/> <input type="checkbox"/>	

COLOUR / NEW INDEX NO.

- WHITE MATT (WH) **AZ1479**
- BLACK (BK) **AZ1477**
- CHROME (CH) **AZ1478**



* - EXPLANATION SHORTCUT PAGE 2 (E)

VASKO

Exposed downlights



CH *

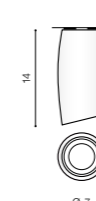
VASKO

bulb not included

product code – look AZ	connect GU10 1x Max 50W
aluminium	
IP20	installation place <input type="checkbox"/> <input type="checkbox"/>
group energy label <input type="checkbox"/> <input type="checkbox"/>	

COLOUR / NEW INDEX NO.

- WHITE MATT (WH) **AZ1491**
- BLACK (BK) **AZ1489**
- CHROME (CH) **AZ1490**



CH

BK-CHROME



WH-MATT

